

TSM25-10-Q-D-355

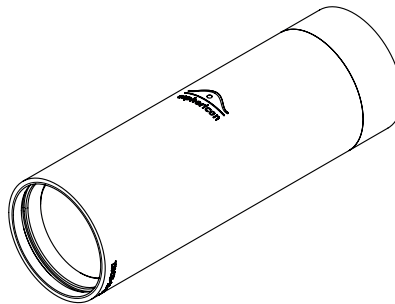
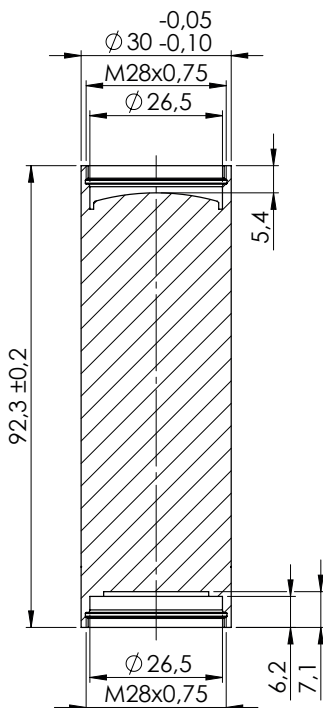
Discover the a|TopShape, an innovative beam shaper, which easily transforms collimated Gaussian beams into collimated Top-Hat beams. This laser device convinces with its very compact design and unbeatable optical performance. Covering a large spectral range, the a|TopShape accepts varying input beam diameter and generates a stable beam profile for at least 300 mm.

Key Benefits:

- = Design wavelength: 355 nm, usable wavelength range: 350 - 700 nm
- = Also available design wavelengths [632 nm / 1064 nm]
- = Unbeatable optical performance (homogeneity > 90%) without any power losses
- = Large spectral range and ideal for multi-wave length applications
- = Accepts varying input beam diameter ($\pm 10\%$)
- = Input beam diameter @ $1/e^2 = 10$ mm;
output beam diameter @ FWHM = 15.4 mm (@ 632 nm)
- = Laser induced damage threshold: 12 J/cm^2 , 100 Hz, 6 ns, 532 nm
*For higher laser power applications please request a V-Coating.
Contact us for an individual offer.*



Technical Dimensions:



asphericon GmbH
Stockholmer Str. 9 | 07747 Jena
Germany

+49 (0) 3641 - 3100 560
+49 (0) 3641 - 3100 561

asphericon s.r.o.
Milířská 449 | Jeřmanice 463 12
Czech Republic

+420 488 100 300

asphericon, Inc.
2601 Cattlemen Road, Suite 301
Sarasota, FL 34232 | USA

+1 - 941 - 564 0890

sales@asphericon.com

www.asphericon.com

TSM25-10-Q-B-632

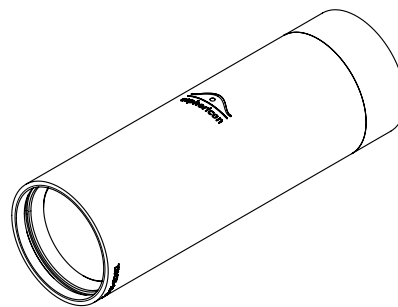
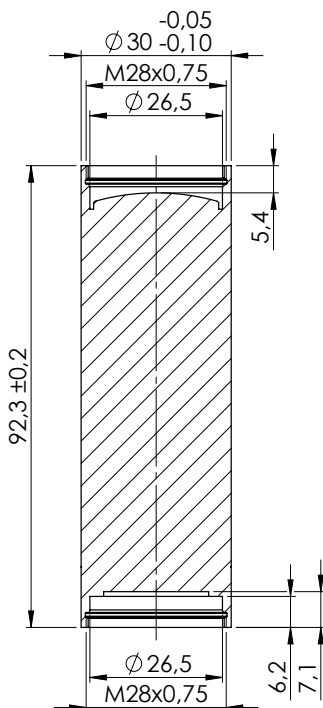
Discover the a|TopShape, an innovative beam shaper, which easily transforms collimated Gaussian beams into collimated Top-Hat beams. This laser device convinces with its very compact design and unbeatable optical performance. Covering a large spectral range, the a|TopShape accepts varying input beam diameter and generates a stable beam profile for at least 300 mm.

Key Benefits:

- = Design wavelength: 632 nm, usable wavelength range: 600 - 1050 nm
- = Also available design wavelengths [355 nm / 1064 nm]
- = Unbeatable optical performance (homogeneity > 90%) without any power losses
- = Large spectral range and ideal for multi-wave length applications
- = Accepts varying input beam diameter ($\pm 10\%$)
- = Input beam diameter @ $1/e^2 = 10$ mm;
output beam diameter @ FWHM = 15.4 mm
- = Laser induced damage threshold: 12 J/cm^2 , 100 Hz, 6 ns, 532 nm
*For higher laser power applications please request a V-Coating.
Contact us for an individual offer.*



Technical Dimensions:



asphericon GmbH
Stockholmer Str. 9 | 07747 Jena
Germany

+49 (0) 3641 - 3100 560
+49 (0) 3641 - 3100 561

asphericon, Inc.
2601 Cattlemen Road, Suite 301
Sarasota, FL 34232 | USA

+1 - 941 - 564 0890

asphericon s.r.o.
Milířská 449 | Jeřmanice 463 12
Czech Republic

+420 488 100 300

sales@asphericon.com

www.asphericon.com

TSM25-10-Q-C-1064

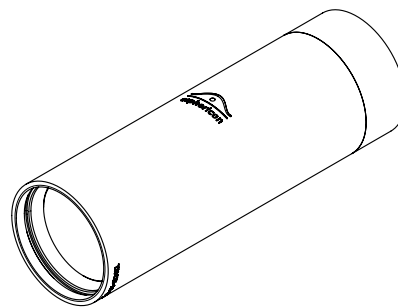
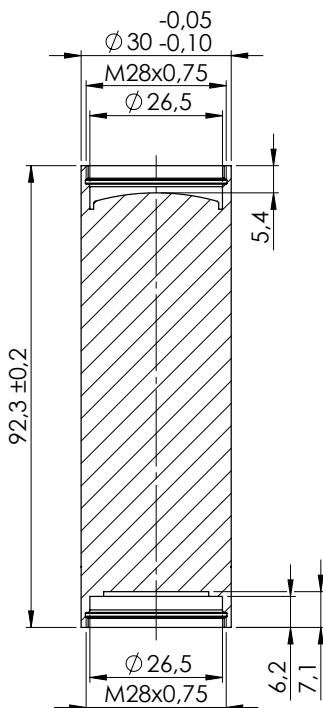
Discover the a|TopShape, an innovative beam shaper, which easily transforms collimated Gaussian beams into collimated Top-Hat beams. This laser device convinces with its very compact design and unbeatable optical performance. Covering a large spectral range, the a|TopShape accepts varying input beam diameter and generates a stable beam profile for at least 300 mm.

Key Benefits:

- = Design wavelength: 1064 nm, usable wavelength range: 1000 - 1600 nm
- = Also available design wavelengths [632 nm / 1064 nm]
- = Unbeatable optical performance (homogeneity > 90%) without any power losses
- = Large spectral range and ideal for multi-wave length applications
- = Accepts varying input beam diameter ($\pm 10\%$)
- = Input beam diameter @ $1/e^2 = 10$ mm;
output beam diameter @ FWHM = 15.4 mm (@ 632 nm)
- = Laser induced damage threshold: 12 J/cm^2 , 100 Hz, 6 ns, 532 nm
*For higher laser power applications please request a V-Coating.
Contact us for an individual offer.*



Technical Dimensions:



asphericon GmbH
Stockholmer Str. 9 | 07747 Jena
Germany

+49 (0) 3641 - 3100 560
+49 (0) 3641 - 3100 561

asphericon, Inc.
2601 Cattlemen Road, Suite 301
Sarasota, FL 34232 | USA

+1 - 941 - 564 0890

asphericon s.r.o.
Milířská 449 | Jeřmanice 463 12
Czech Republic

+420 488 100 300

sales@asphericon.com

www.asphericon.com

TSM25-10-LD-Y-355

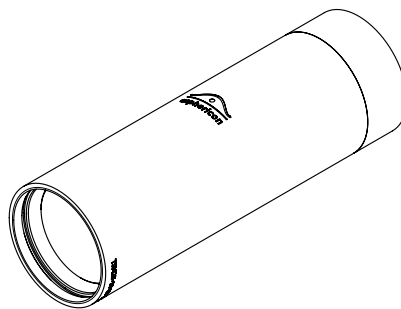
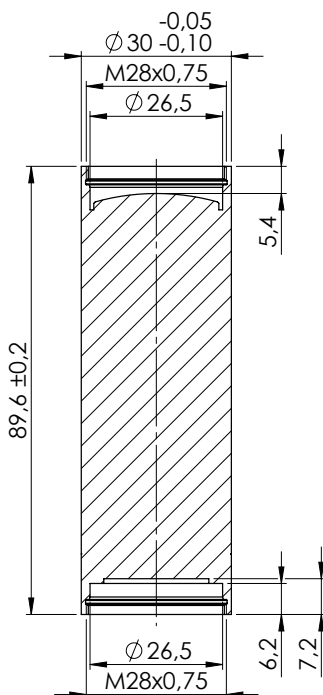
The a|TopShape LongDistance is an innovative beam shaper that converts collimated Gaussian beams into collimated Top-Hat beams while guaranteeing stable beam profiles up to a working distance of at least 1 m. Since the effective working distance decreases with subsequent beam size reduction, using the a|TopShape LD is recommended if an application calls for smaller beam diameter.

Key Benefits:

- = Design wavelength: 355 nm, usable wavelength range: 335 - 380 nm
- = Also available design wavelengths [405 nm / 532 nm / 780 nm / 1064 nm]
- = Unbeatable optical performance (homogeneity > 90%) without any power losses
- = Large spectral range and ideal for multi-wavelength applications
- = Accepts varying input beam diameter ($\pm 10\%$)
- = Input beam diameter @ $1/e^2 = 10$ mm;
output beam diameter @ FWHM = 15.4 mm
- = Laser induced damage threshold: 12 J/cm², 100 Hz, 6 ns, 532 nm
For higher laser power applications please request a V-Coating.
Contact us for an individual offer.



Technical Dimensions:



asphericon GmbH
Stockholmer Str. 9 | 07747 Jena
Germany

+49 (0) 3641 - 3100 560
+49 (0) 3641 - 3100 561

asphericon, Inc.
2601 Cattlemen Road, Suite 301
Sarasota, FL 34232 | USA

+1 - 941 - 564 0890

asphericon s.r.o.
Milířská 449 | Jeřmanice 463 12
Czech Republic

+420 488 100 300

sales@asphericon.com

www.asphericon.com

TSM25-10-LD-D-405

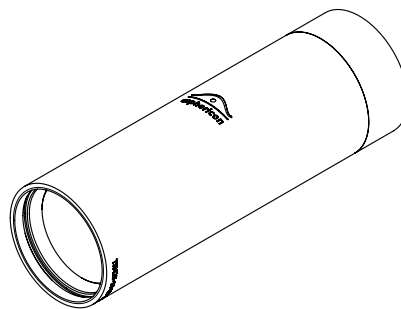
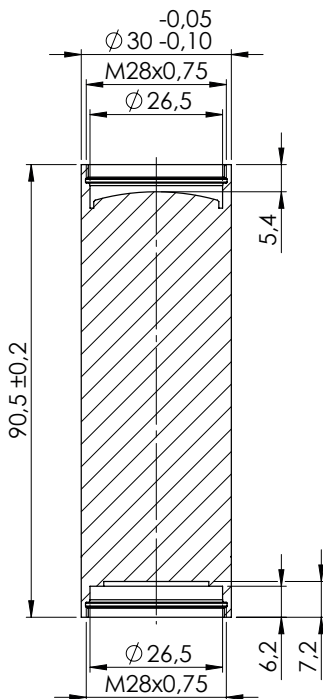
The a|TopShape LongDistance is an innovative beam shaper that converts collimated Gaussian beams into collimated Top-Hat beams while guaranteeing stable beam profiles up to a working distance of at least 1 m. Since the effective working distance decreases with subsequent beam size reduction, using the a|TopShape LD is recommended if an application calls for smaller beam diameter.

Key Benefits:

- = Design wavelength: 405 nm, usable wavelength range: 375 - 445 nm
- = Also available design wavelengths [355 nm / 532 nm / 780 nm / 1064 nm]
- = Unbeatable optical performance (homogeneity > 90%) without any power losses
- = Large spectral range and ideal for multi-wavelength applications
- = Accepts varying input beam diameter ($\pm 10\%$)
- = Input beam diameter @ $1/e^2 = 10$ mm;
output beam diameter @ FWHM = 15.4 mm
- = Laser induced damage threshold: 12 J/cm², 100 Hz, 6 ns, 532 nm
For higher laser power applications please request a V-Coating.
Contact us for an individual offer.



Technical Dimensions:



asphericon GmbH
Stockholmer Str. 9 | 07747 Jena
Germany

+49 (0) 3641 - 3100 560
+49 (0) 3641 - 3100 561

asphericon, Inc.
2601 Cattlemen Road, Suite 301
Sarasota, FL 34232 | USA

+1 - 941 - 564 0890

asphericon s.r.o.
Milířská 449 | Jeřmanice 463 12
Czech Republic

+420 488 100 300

sales@asphericon.com

www.asphericon.com

TSM25-10-LD-D-532

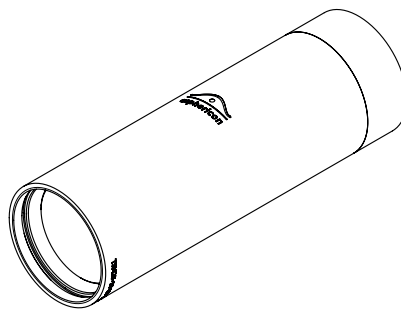
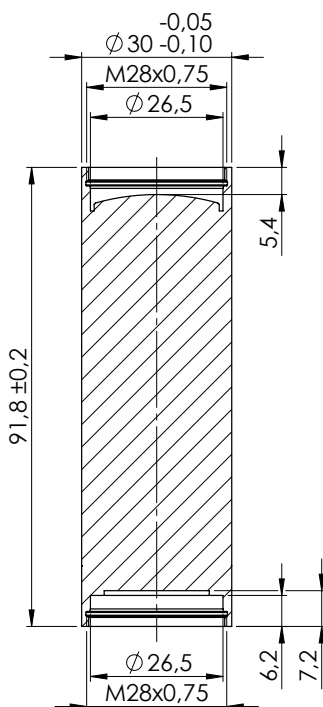
The a|TopShape LongDistance is an innovative beam shaper that converts collimated Gaussian beams into collimated Top-Hat beams while guaranteeing stable beam profiles up to a working distance of at least 1 m. Since the effective working distance decreases with subsequent beam size reduction, using the a|TopShape LD is recommended if an application calls for smaller beam diameter.

Key Benefits:

- = Design wavelength: 532 nm, usable wavelength range: 465 - 635 nm
- = Also available design wavelengths [355 nm / 405 nm / 780 nm / 1064 nm]
- = Unbeatable optical performance (homogeneity > 90%) without any power losses
- = Large spectral range and ideal for multi-wavelength applications
- = Accepts varying input beam diameter ($\pm 10\%$)
- = Input beam diameter @ $1/e^2 = 10$ mm;
output beam diameter @ FWHM = 15.4 mm
- = Laser induced damage threshold: 12 J/cm², 100 Hz, 6 ns, 532 nm
*For higher laser power applications please request a V-Coating.
Contact us for an individual offer.*



Technical Dimensions:



asphericon GmbH
Stockholmer Str. 9 | 07747 Jena
Germany

+49 (0) 3641 - 3100 560
+49 (0) 3641 - 3100 561

asphericon, Inc.
2601 Cattlemen Road, Suite 301
Sarasota, FL 34232 | USA

+1 - 941 - 564 0890

asphericon s.r.o.
Milířská 449 | Jeřmanice 463 12
Czech Republic

+420 488 100 300

sales@asphericon.com

www.asphericon.com

TSM25-10-LD-B-780

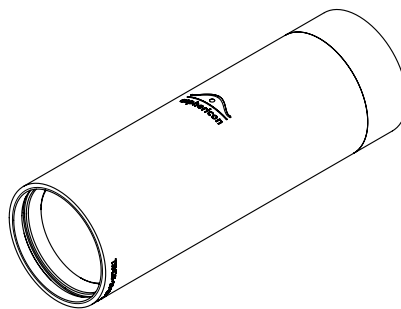
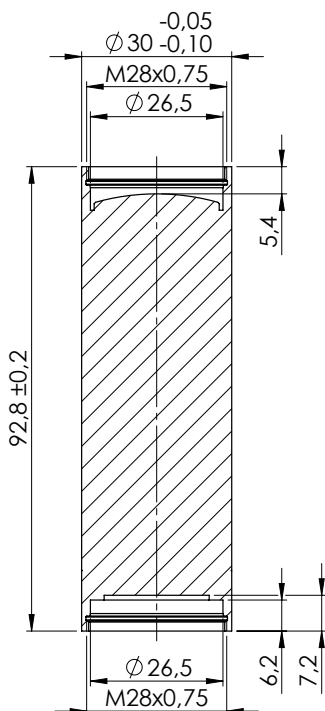
The a|TopShape LongDistance is an innovative beam shaper that converts collimated Gaussian beams into collimated Top-Hat beams while guaranteeing stable beam profiles up to a working distance of at least 1 m. Since the effective working distance decreases with subsequent beam size reduction, using the a|TopShape LD is recommended if an application calls for smaller beam diameter.

Key Benefits:

- = Design wavelength: 780 nm, usable wavelength range: 620 - 1040 nm
- = Also available design wavelengths [355 nm / 405 nm / 532 nm / 1064 nm]
- = Unbeatable optical performance (homogeneity > 90%) without any power losses
- = Large spectral range and ideal for multi-wavelength applications
- = Accepts varying input beam diameter ($\pm 10\%$)
- = Input beam diameter @ $1/e^2 = 10$ mm;
output beam diameter @ FWHM = 15.4 mm
- = Laser induced damage threshold: 12 J/cm², 100 Hz, 6 ns, 532 nm
For higher laser power applications please request a V-Coating.
Contact us for an individual offer.



Technical Dimensions:



asphericon GmbH
Stockholmer Str. 9 | 07747 Jena
Germany

+49 (0) 3641 - 3100 560
+49 (0) 3641 - 3100 561

asphericon, Inc.
2601 Cattlemen Road, Suite 301
Sarasota, FL 34232 | USA

+1 - 941 - 564 0890

asphericon s.r.o.
Milířská 449 | Jeřmanice 463 12
Czech Republic

+420 488 100 300

sales@asphericon.com

www.asphericon.com

TSM25-10-LD-C-1064

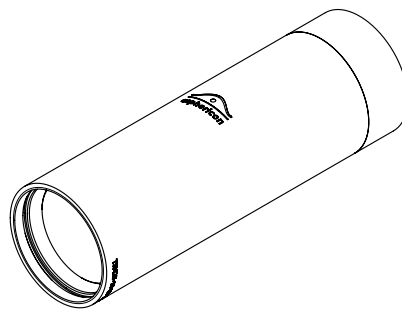
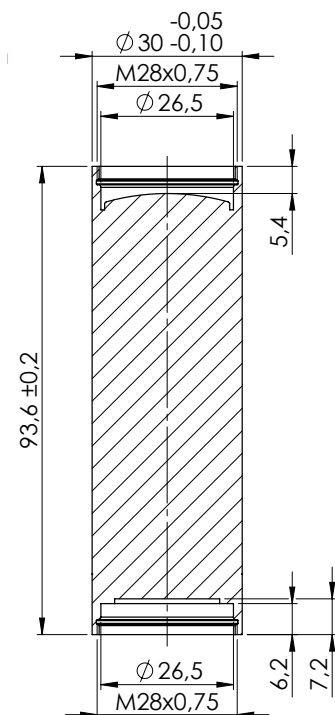
The a|TopShape LongDistance is an innovative beam shaper that converts collimated Gaussian beams into collimated Top-Hat beams while guaranteeing stable beam profiles up to a working distance of at least 1 m. Since the effective working distance decreases with subsequent beam size reduction, using the a|TopShape LD is recommended if an application calls for smaller beam diameter.

Key Benefits:

- = Design wavelength: 1064 nm, usable wavelength range: 950 - 1490 nm
- = Also available design wavelengths [355 nm / 405 nm / 532 nm / 780 nm]
- = Unbeatable optical performance (homogeneity > 90%) without any power losses
- = Large spectral range and ideal for multi-wavelength applications
- = Accepts varying input beam diameter ($\pm 10\%$)
- = Input beam diameter @ $1/e^2 = 10$ mm;
output beam diameter @ FWHM = 15.4 mm
- = Laser induced damage threshold: 12 J/cm², 100 Hz, 6 ns, 532 nm
For higher laser power applications please request a V-Coating.
Contact us for an individual offer.



Technical Dimensions:



asphericon GmbH
Stockholmer Str. 9 | 07747 Jena
Germany

+49 (0) 3641 - 3100 560
+49 (0) 3641 - 3100 561

asphericon, Inc.
2601 Cattlemen Road, Suite 301
Sarasota, FL 34232 | USA

+1 - 941 - 564 0890

asphericon s.r.o.
Milířská 449 | Jeřmanice 463 12
Czech Republic

+420 488 100 300

sales@asphericon.com

www.asphericon.com